



# Code Playground

## Safer Internet Day quiz



```
32 .push(arguments));
33 m[i].l=1*new Date();k=e.createElement(t),a=e.g
34 t)[0],k.async=1,k.src=r,a.parentNode.insertBefore
35 (window, document, "script", "https://mc.yandex
36 , "ym");
37 ym(88212500, "init", {
38   clickmap:true,
39   trackLinks:true,
40   accurateTrackBounce:true,|
41   webvisor:true
42 });
43 </script>
44 <noscript><div></div></
46 <!-- /Yandex.Metrica counter -->
47 <script src="https://cdn.onesignal.com/sdks/OneSignalS
48 </script>
49 <script>
50 </script>
```

Line 38, Column 34

# Safer Internet Day quiz

## Scratch project


We're using code to raise awareness about online safety by supporting Safer Internet Day and getting 'Together for a better internet'.

In this project we'll use list variables to create a quiz all about Safer Internet Day.

Search for 'Code Playground Safer Internet Day' on the Scratch website and find the project created by Code Playground. Once loaded click remix or see inside to edit the project. Have a look at each sprite to see what has already been coded to get started.

This project is designed for Scratch 3.0 and will show you the basics of using list variables.

**Hope you enjoy the game!**



# Safer Internet Day quiz

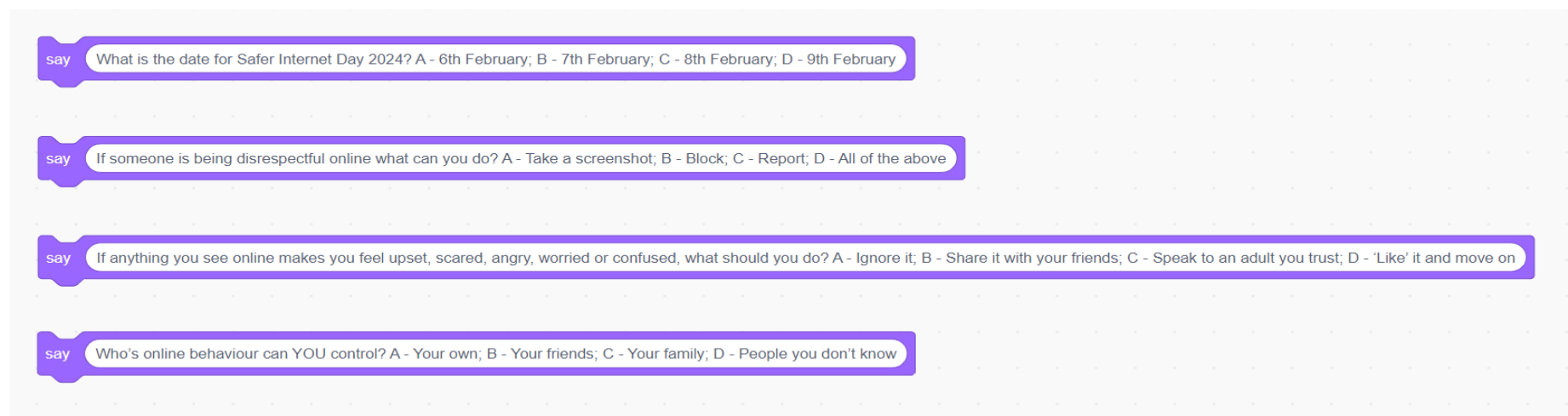
## Scratch project

### Step 1

First we'll add the code to ask one question to the dinosaur sprite. You can use the questions that are saved in the project or you can set your own questions.

If you're using your own questions, take some time now to research your questions, and add them to the 'say' blocks, before you start your coding.

**\*\*Top tip\*\*** Make sure you use the same format with the question and four possible answers.

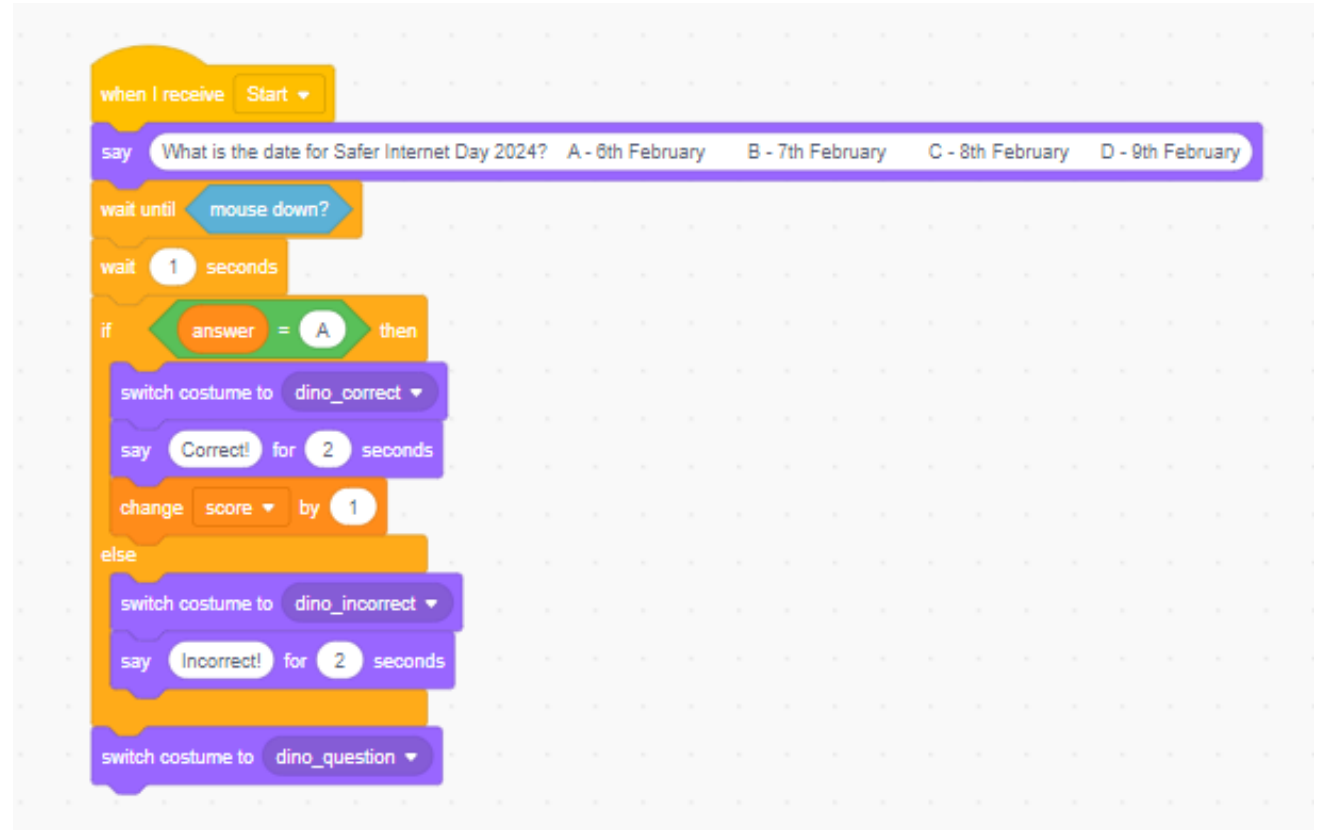


# Safer Internet Day quiz

Scratch project

## Step 2

Add this code to the dinosaur sprite for your first question.



```
when I receive Start
say What is the date for Safer Internet Day 2024? A - 6th February B - 7th February C - 8th February D - 9th February
wait until mouse down?
wait 1 seconds
if answer = A then
  switch costume to dino_correct
  say Correct! for 2 seconds
  change score by 1
else
  switch costume to dino_incorrect
  say Incorrect! for 2 seconds
switch costume to dino_question
```

The image shows a Scratch code editor with the following blocks:

- when I receive Start** (yellow)
- say** "What is the date for Safer Internet Day 2024? A - 6th February B - 7th February C - 8th February D - 9th February" (purple)
- wait until** "mouse down?" (blue)
- wait** "1 seconds" (orange)
- if** "answer = A" (green) then:
  - switch costume to** "dino\_correct" (purple)
  - say** "Correct!" for "2 seconds" (purple)
  - change** "score" by "1" (orange)
- else** (orange):
  - switch costume to** "dino\_incorrect" (purple)
  - say** "Incorrect!" for "2 seconds" (purple)
- switch costume to** "dino\_question" (purple)

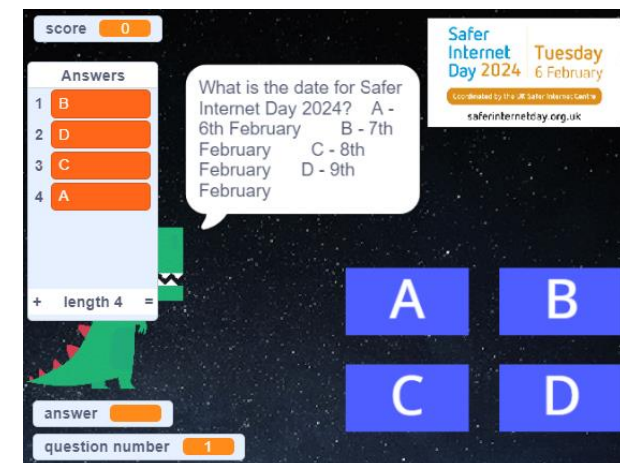
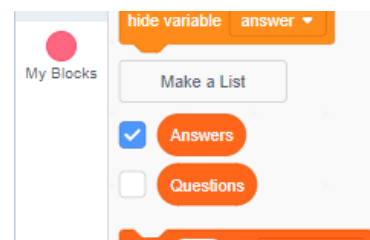
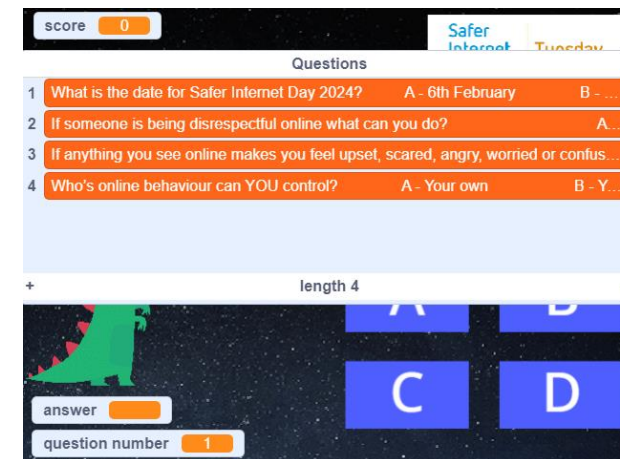
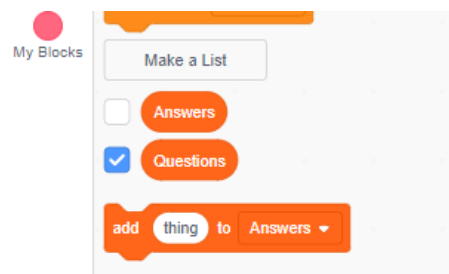
# Safer Internet Day quiz

## Scratch project

### Step 3

To add more questions, we could copy the code that we have created for each of the four questions.

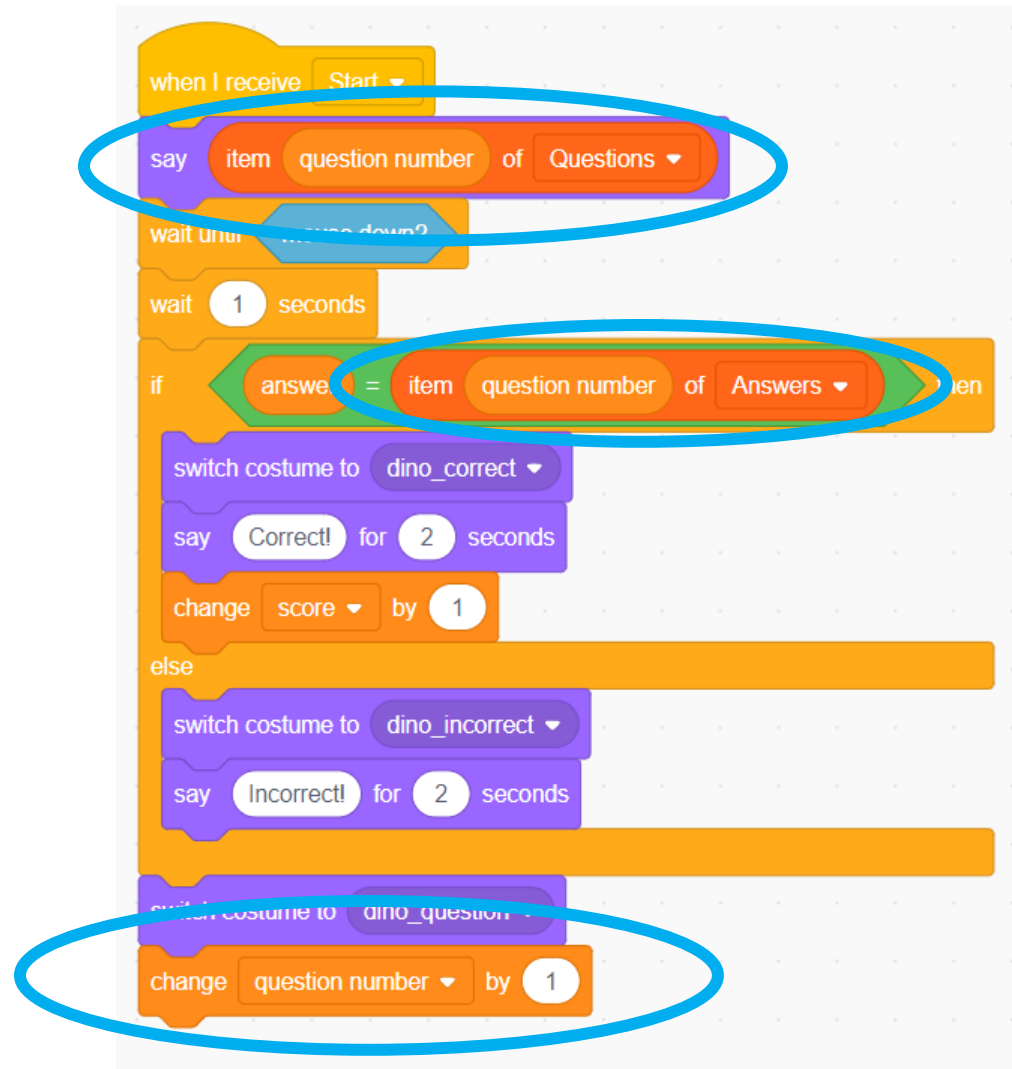
A more efficient way of asking the questions can be created using list variables. Go to the variables tab to see two lists that have already been created, 'Questions' and 'Answers'.



# Safer Internet Day quiz

## Scratch project

Add these bits to the question code on the dinosaur to use the questions held in the list. You can find all of these blocks in the orange variables tab.



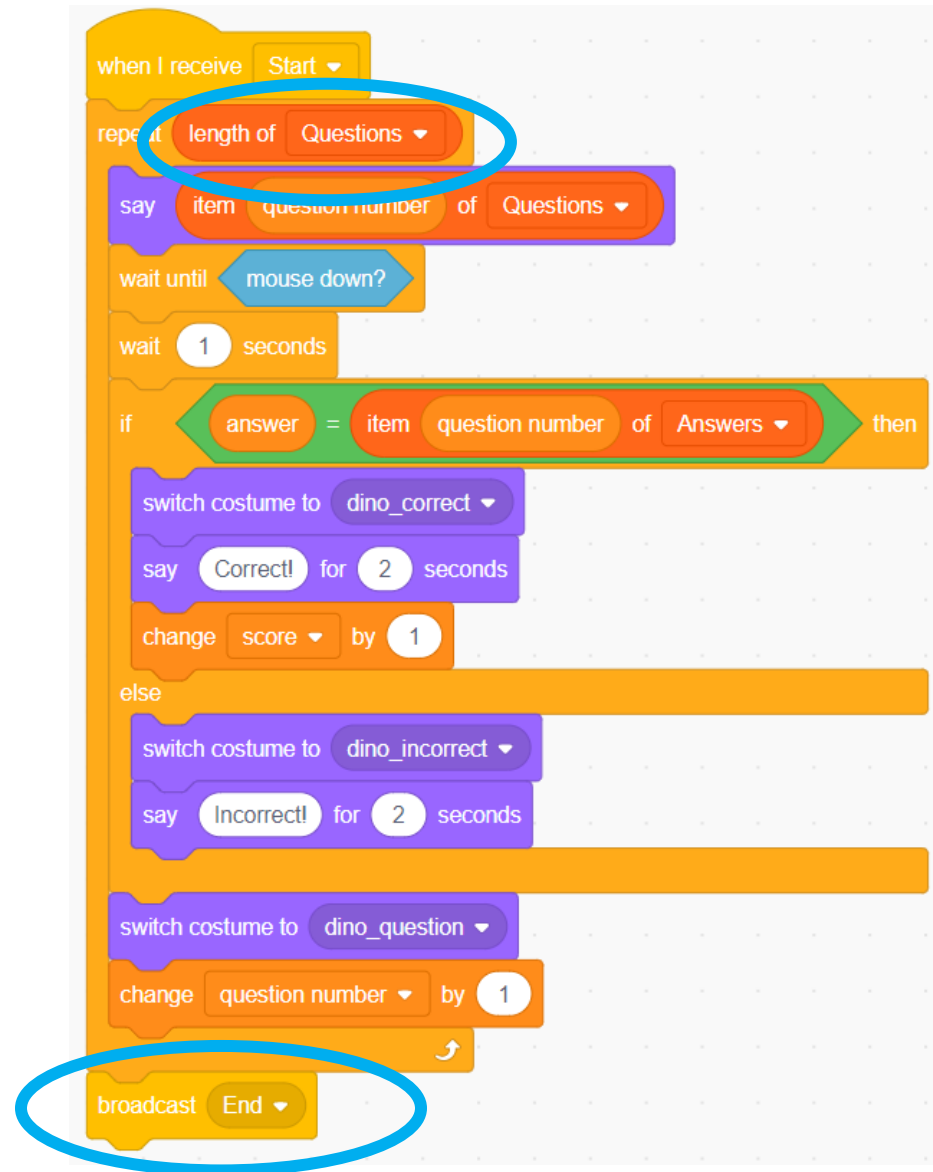
# Safer Internet Day quiz

## Scratch project

### Step 4

We now need to repeat the question code for as many questions as there are in the list. This means that you can add as many questions as you like without having to change the code.

Add these blocks to your dinosaur sprite now.



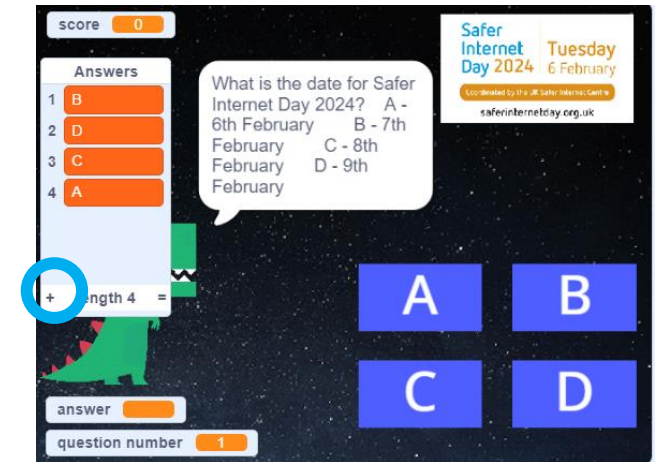
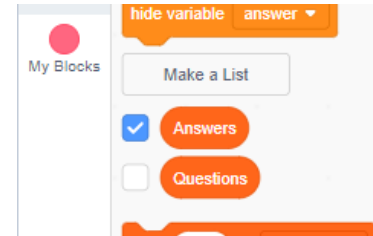
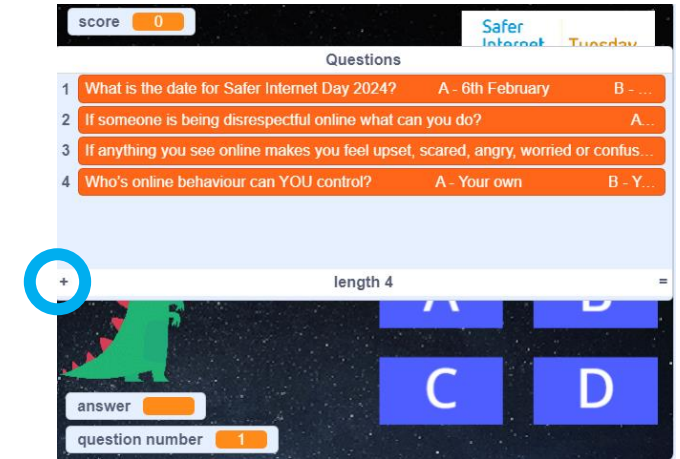
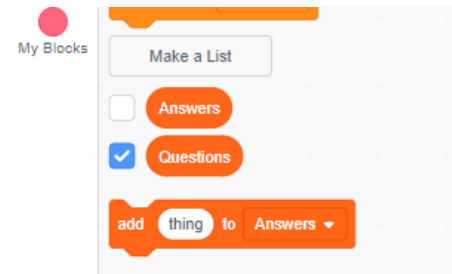
# Safer Internet Day quiz

## Scratch project

### Step 5

You can also add in extra questions by adding them to the 'Questions' list.

**\*\*Top tip\*\*** Remember to add the answers to the 'Answers' list too.





# Safer Internet Day quiz

Scratch project

## Level up

- Research and add your own questions to the quiz.
- How can you make the quiz more fun? Sound effects, different graphics and backdrops, instructions page etc.
- Can you add a score board to see who has the top score?
- When you've finished with your quiz, challenge your friends and family to answer the questions.